



(1) EC-TYPE-EXAMINATION CERTIFICATE (Translation)

(2) Equipment and Protective Systems Intended for Use in Potentially Explosive Atmospheres - **Directive 94/9/EC**



(3) EC-type-examination Certificate Number:

PTB 00 ATEX 3114 U

(4) Component: Control and signalling device adapters, types 05-0003-00../....

(5) Manufacturer: BARTEC Componenten und Systeme GmbH

(6) Address: Max-Eyth-Straße 16, D-97980 Bad Mergentheim

(7) This component and any acceptable variation thereto are specified in the schedule to this certificate and the documents therein referred to.

(8) The Physikalisch-Technische Bundesanstalt, notified body No. 0102 in accordance with Article 9 of the Council Directive 94/9/EC of 23 March 1994, certifies that this component has been found to comply with the Essential Health and Safety Requirements relating to the design and construction of equipment and protective systems intended for use in potentially explosive atmospheres, given in Annex II to the Directive.

The examination and test results are recorded in the confidential report PTB Ex 00-30038.

(9) Compliance with the Essential Health and Safety Requirements has been assured by compliance with:
EN 50 014:1997 EN 50 019:1994

(10) The sign "U" placed behind the certificate number indicates that this certificate should not be confounded with certificates issued for equipment or protective systems. This Component Certificate only serves as a basis for the issuing of certificates for equipment or protective systems.

(11) This EC-type-examination Certificate relates only to the design and construction of the specified component in accordance with Directive 94/9/EC. Further requirements of this Directive apply to the manufacture and supply of this component.


(12) The marking of the component shall include the following:

II 2 G EEx e II

Zertifizierungsstelle Explosionsschutz
By order:

Braunschweig, May 04, 2000

Dr.-Ing. U. Engel
Regierungsdirektor



sheet 1/3

EC-type-examination Certificates without signature and official stamp shall not be valid. The certificates may be circulated only without alteration. Extracts or alterations are subject to approval by the Physikalisch-Technische Bundesanstalt. In case of dispute, the German text shall prevail.

(13)

SCHEDULE

(14)

EC-TYPE-EXAMINATION CERTIFICATE PTB 00 ATEX 3114 U

(15)

Description of component

Control and signalling device adapters, type series 05-0003-00./..., predominantly made of polyamide. Fastening nuts are used for fastening. The control and signalling device adapters are intended for installation in lids and walls of enclosures of electrical apparatus of the type of protection increased safety "e".

Technical data

Designation	Type	Range of temperature of use
Pushbutton	05-0003-0007/....	-55 °C to +70 °C
Emergency stop	05-0003-0008/....	-20 °C to +70 °C
Selector switch, 2 positions	05-0003-0009/....	-20 °C to +70 °C
Selector switch, 3 positions	05-0003-0010/....	-20 °C to +70 °C
Selector switch, 3 positions (mechanical system turned through 90°)	05-0003-0011/....	-20 °C to +70 °C
Keyswitch	05-0003-0012/....	-55 °C to +70 °C
Lamp module operator, red	05-0003-0013/....	-55 °C to +70 °C
Lamp module operator, green	05-0003-0014/....	-20 °C to +70 °C
Lamp module operator, yellow	05-0003-0015/....	-55 °C to +70 °C
Lamp module operator, white	05-0003-0016/....	-55 °C to +70 °C
Lamp module operator, blue	05-0003-0017/....	-20 °C to +70 °C
Mushroom pushbutton	05-0003-0018/....	-55 °C to +70 °C
Blank element	05-0003-0019/....	-55 °C to +70 °C
Selector switch for circuit control switch	05-0003-0020/....	-20 °C to +70 °C
Selector switch for circuit control switch (mechanical system turned through 90°)	05-0003-0021/....	-20 °C to +70 °C
Suitable for equipment of group II with a degree of mechanical hazard:		high
Installation in enclosures with wall thicknesses of:		between 1 mm and 6 mm
Thread:		M 30 x 1,5
Suitable for through-holes:		30,5 ^{+0,5} ₀ mm
Protection against contact, foreign matter and water:		at least IP 54 acc. to EN 60 529:1991

(16)

Test report PTB Ex 00-30038

(17)

Special conditions for safe use

When the components are installed in the electrical apparatus, care must be taken that the temperatures at the mounting place are within the temperature range of use.

Braunschweig und Berlin

SCHEDULE TO EC-TYPE-EXAMINATION CERTIFICATE PTB 00 ATEX 3114 U

(18) Essential health and safety requirements

The type of protection - at least IP 54 according to EN 60 529:1991 – is guaranteed only by compliance with the manufacturer's instructions and proper installation in the enclosure, the enclosure cover and in the electrical apparatus.

Zertifizierungsstelle Explosionsschutz

Braunschweig, May 04, 2000

By order:

Dr.-Ing. U. Engel
Regierungsdirektor




1st SUPPLEMENT

according to Directive 94/9/EC Annex III.6

to EC-TYPE-EXAMINATION CERTIFICATE PTB 00 ATEX 3114 U

(Translation)

Equipment: Control and signalling device adapters, type series 05-0003-00../....

Marking:  II 2 G EEx e II

Manufacturer: BARTEC Componenten und Systeme GmbH

Address: Max-Eyth-Straße 16
D-97980 Bad Mergentheim, Germany

Description of supplements and modifications

The control and signalling device adapters of type series 05-0003-00../.... are expanded to additionally include the following types:

Designation	Type	Operating temperature range
Key switch	05-0003-0061/....	-55 °C to +70 °C
Selector switch	05-0003-0062/....	-55 °C to +70 °C

For the following signalling device adapters, alternative plastic material may be used for the lamp cover. For this plastic material, the operating temperature range is extended to -55 °C to + 70 °C.

Signalling device adapter	05-0003-0014/....	-55 °C to +70 °C
Signalling device adapter	05-0003-0017/....	-55 °C to +70 °C

Two different types of elastomer may optionally be used for the sealing rings.

The marking may be provided on the fastening nut or the front of the threaded shank of the enclosure.

Notes for installation and use


The notes for installation and use shall also apply to this 1st supplement.

Test report: PTB Ex 02-11320

Zertifizierungsstelle Explosionschutz

Braunschweig, May 21, 2002

By order:


Dr.-Ing. U. Klausmeyer
Regierungsdirektor



Sheet 1/1

EC-type-examination Certificates without signature and official stamp shall not be valid. The certificates may be circulated only without alteration. Extracts or alterations are subject to approval by the Physikalisch-Technische Bundesanstalt. In case of dispute, the German text shall prevail.

2nd SUPPLEMENT

according to Directive 94/9/EC Annex III.6

to EC-TYPE-EXAMINATION CERTIFICATE PTB 00 ATEX 3114 U

(Translation)

Equipment: Control and signalling device adapters, type series 05-0003-00../....

Marking:  II 2 G EEx e II

Manufacturer: BARTEC GmbH (formerly BARTEC Componenten und Systeme GmbH)

Address: Max-Eyth-Straße 16
97980 Bad Mergentheim, Germany

Description of supplements and modifications

The control and signalling device adapters of type series 05-0003-00../.... are expanded to additionally include the following types and operating temperature ranges:

Designation	Type	Operating temperature range (for explosive gas atmospheres only)
Selector switch	05-0003-0009	-55 °C to +70 °C
Selector switch	05-0003-0010	-55 °C to +70 °C
Selector switch	05-0003-0011	-55 °C to +70 °C
Selector switch	05-0003-0020	-55 °C to +70 °C
Selector switch	05-0003-0021	-55 °C to +70 °C
Selector switch	05-0003-0063	-55 °C to +70 °C
Selector switch	05-0003-0064	-55 °C to +70 °C
Illuminated pushbutton, red	05-0003-0065	-55 °C to +70 °C
Illuminated pushbutton, green	05-0003-0066	-55 °C to +70 °C
Illuminated pushbutton, yellow	05-0003-0067	-55 °C to +70 °C
Illuminated pushbutton, white	05-0003-0068	-55 °C to +70 °C
Illuminated pushbutton, blue	05-0003-0069	-55 °C to +70 °C

An alternative plastic material (cf. specifications in the test records) may be optionally used for the front ring.

Control and signalling device adapters, type series 05-0003-00../...., may also be used in areas in which explosive atmospheres produced by dust/air mixtures may occasionally occur.

The marking will thus change to:

 II 2 G/D EEx e II IP66 or IP67

Sheet 1/2

Operating temperature range for explosive gas atmospheres: -20 °C to + 70 °C

Notes for manufacturing and operation

The notes for manufacturing and operation shall likewise apply to this 2nd supplement.

Test report: PTB Ex 02-12241

Zertifizierungsstelle für Explosionsschutz

Braunschweig, February 14, 2003

By order:



Dr.-Ing. U. Klausmeyer
Regierungsdirektor




3rd SUPPLEMENT

according to Directive 94/9/EC Annex III.6

to EC-TYPE-EXAMINATION CERTIFICATE PTB 00 ATEX 3114 U

(Translation)

Component: Control and signalling device adapters, type series 05-0003-00./....

Marking:  I 2 G EEx e II
 II 2 D IP66 or IP67

Manufacturer: BARTEC GmbH

Address: Max-Eyth-Straße 16
97980 Bad Mergentheim, Germany

Description of supplements and modifications

The control and signalling device adapters of type series 05-0003-00./.... are expanded to additionally include the following types:

Designation	Type	Operating temperature range (for locations with explosive gas atmospheres only)
Selector switch	05-0003-0070/....	-55 °C to +70 °C
Selector switch	05-0003-0071/....	-55 °C to +70 °C
Selector switch	05-0003-0072/....	-55 °C to +70 °C
Selector switch	05-0003-0073/....	-55 °C to +70 °C
Two-button station	05-0003-0074/....	-20 °C to +70 °C
Two-button station	05-0003-0075/....	-20 °C to +70 °C
Protection against contact, foreign bodies, and water		IP 54 acc. to EN 60529 as a minimum

For locations with explosive gas and dust atmospheres, the operating temperature range is -20 °C to +70 °C, and the IP degree of protection in accordance with EN 60529 is IP6X.

The selector switches, types 05-0003-0009/.... to -0011/...., may be additionally provided with a protective cover for the actuating lever.

Another elastomer material may be used for the operating temperature range of -55 °C to +70 °C.

Physikalisch-Technische Bundesanstalt

PTB

Braunschweig und Berlin

3rd SUPPLEMENT TO EC-TYPE-EXAMINATION CERTIFICATE PTB 00 ATEX 3114 U

Applied standards

EN 50014:1997 + A1 + A2

EN 50019:2000

EN 50281-1-1:1998

Test report: PTB Ex 05-14133

Zertifizierungsstelle Explosionsschutz
By order:

Braunschweig, April 20, 2005


Dr. M. Thedens



Sheet 2/2

EC-type-examination Certificates without signature and official stamp shall not be valid. The certificates may be circulated only without alteration. Extracts or alterations are subject to approval by the Physikalisch-Technische Bundesanstalt. In case of dispute, the German text shall prevail.

4th SUPPLEMENT

according to Directive 94/9/EC Annex III.6

to EC-TYPE-EXAMINATION CERTIFICATE PTB 00 ATEX 3114 U

(Translation)

Equipment: Control and signalling device adapters, type series 05-0003-00../....

Marking:  II 2 G EEx e II

 II 2 D IP66 or IP67

Manufacturer: BARTEC GmbH

Address: Max-Eyth-Straße 16, 97980 Bad Mergentheim, Germany

Description of supplements and modifications

The control and signalling device adapters of type series 05-0003-00../.... are expanded to additionally include the following types:

Designation	Type	Working temperature range for explosive gas atmospheres
Double pushbutton	05-0003-0074../....	-55 °C to +70 °C
Double pushbutton	05-0003-0075../....	-55 °C to +70 °C
Potentiometer adapter	05-0003-0076../....	-55 °C to +70 °C
Protection against contact, foreign bodies and water		min. IP 54 acc. to EN 60529

Designation	Type	Working temperature range for explosive dust atmospheres
Potentiometer switch adapter	05-0003-0076../....	-20 °C to +70 °C
Protection against contact, foreign bodies and water		min. IP 66 acc. to EN 60529

Applied standards

EN 50014:1997 + A1 + A2

EN 50019:2000

EN 50281-1-1:1998


Test report: PTB Ex 05-15162

Zertifizierungsstelle Explosionsschutz

Braunschweig, September 30, 2005

By order:

Dipl.-Phys. U. Volkel



Sheet 1/1

EC-type examination Certificates without signature and official stamp shall not be valid. The certificates may be circulated only without alteration. Extracts or alterations are subject to approval by the Physikalisch-Technische Bundesanstalt. In case of dispute, the German text shall prevail.



5th SUPPLEMENT

according to Directive 94/9/EC Annex III.6

to EC-TYPE-EXAMINATION CERTIFICATE PTB 00 ATEX 3114 U

(Translation)

Equipment: Control and signalling device adapters, type series 05-0003-00../...

Marking:  II 2 G EEx e II
 II 2 D IP66 or IP67

Manufacturer: BARTEC GmbH

Address: Max-Eyth-Straße 16, 97980 Bad Mergentheim, Germany

Description of supplements and modifications

The control and signalling device adapters of type series 05-0003-00**/**** are expanded to additionally include the following types:

Lock type 05-0003-0077/****

Lock type 05-0003-0078/****

Lock type 05-0003-0079/****

Lock type 05-0003-0080/****

All types have been re-inspected on the basis of standards EN 60079-0, EN 60079-7, prEN 61241-0, and EN 61241-1. The marking, therefore, changes as follows:

 II 2 G Ex e II
 II 2 D Ex tD A21 IP65, IP66, or IP67

Technical data

Product name	Type	Temperature range (II 2G), IP protection	Temperature range (II 2D), IP protection
Pushbutton	05-0003-0007/****	-55 °C to +70 °C IP54	-20 °C to +70 °C IP66, IP67
Emergency button	05-0003-0008/****	-55 °C to +70 °C IP54	-20 °C to +70 °C IP66, IP67
Position selector, 2 each	05-0003-0009/****	-55 °C to +70 °C IP54	-20 °C to +70 °C IP66, IP67

Sheet 1/3

EC-type-examination Certificates without signature and official stamp shall not be valid. The certificates may be circulated only without alteration. Extracts or alterations are subject to approval by the Physikalisch-Technische Bundesanstalt. In case of dispute, the German text shall prevail.

Position selector, 3 each	05-0003-0010/****	-55 °C to +70 °C IP54	-20 °C to +70 °C IP66, IP67
Position selector, 3 each	05-0003-0011/****	-55 °C to +70 °C IP54	-20 °C to +70 °C IP66, IP67
Lock	05-0003-0012/****	-55 °C to +70 °C IP54	-20 °C to +70 °C IP66, IP67
Lamp module, red	05-0003-0013/****	-55 °C to +70 °C IP54	-20 °C to +70 °C IP66, IP67
Lamp module, green	05-0003-0014/****	-55 °C to +70 °C IP54	-20 °C to +70 °C IP66, IP67
Lamp module, yellow	05-0003-0015/****	-55 °C to +70 °C IP54	-20 °C to +70 °C IP66, IP67
Lamp module, white	05-0003-0016/****	-55 °C to +70 °C IP54	-20 °C to +70 °C IP66, IP67
Lamp module, blue	05-0003-0017/****	-55 °C to +70 °C IP54	-20 °C to +70 °C IP66, IP67
Mushroom pushbutton	05-0003-0018/****	-55 °C to +70 °C IP54	-20 °C to +70 °C IP66, IP67
Blanking module	05-0003-0019/****	-55 °C to +70 °C IP54	-20 °C to +70 °C IP66, IP67
Position selector for control switch	05-0003-0020/****	-55 °C to +70 °C IP54	-20 °C to +70 °C IP66, IP67
Position selector for control switch	05-0003-0021/****	-55 °C to +70 °C IP54	-20 °C to +70 °C IP66, IP67
Lock	05-0003-0061/****	-55 °C to +70 °C IP54	-20 °C to +70 °C IP66, IP67
Position selector	05-0003-0062/****	-55 °C to +70 °C IP54	-20 °C to +70 °C IP66, IP67
Position selector	05-0003-0063/****	-55 °C to +70 °C IP54	-20 °C to +70 °C IP66, IP67
Position selector	05-0003-0064/****	-55 °C to +70 °C IP54	-20 °C to +70 °C IP66, IP67
Illuminated button element, red	05-0003-0065/****	-55 °C to +70 °C IP54	-20 °C to +70 °C IP66, IP67
Illuminated button element, green	05-0003-0066/****	-55 °C to +70 °C IP54	-20 °C to +70 °C IP66, IP67
Illuminated button element, yellow	05-0003-0067/****	-55 °C to +70 °C IP54	-20 °C to +70 °C IP66, IP67
Illuminated button element, white	05-0003-0068/****	-55 °C to +70 °C IP54	-20 °C to +70 °C IP66, IP67
Illuminated button element, blue	05-0003-0069/****	-55 °C to +70 °C IP54	-20 °C to +70 °C IP66, IP67

Position selector	05-0003-0070/****	-55 °C to +70 °C IP54	-20 °C to +70 °C IP66, IP67
Position selector	05-0003-0071/****	-55 °C to +70 °C IP54	-20 °C to +70 °C IP66, IP67
Position selector	05-0003-0072/****	-55 °C to +70 °C IP54	-20 °C to +70 °C IP66, IP67
Position selector	05-0003-0073/****	-55 °C to +70 °C IP54	-20 °C to +70 °C IP66, IP67
Double push-button actuator	05-0003-0074/****	-55 °C to +70 °C IP54	-20 °C to +70 °C IP6X
Double push-button actuator	05-0003-0075/****	-55 °C to +70 °C IP54	-20 °C to +70 °C IP6X
Potentiometer actuator	05-0003-0076/****	-55 °C to +70 °C IP54	-20 °C to +70 °C IP66, IP67
Lock	05-0003-0077/****	-55 °C to +70 °C IP54	-20 °C to +70 °C IP65
Lock	05-0003-0078/****	-55 °C to +70 °C IP54	-20 °C to +70 °C IP65
Lock	05-0003-0079/****	-55 °C to +70 °C IP54	-20 °C to +70 °C IP65
Lock	05-0003-0080/****	-55 °C to +70 °C IP54	-20 °C to +70 °C IP65

Suited for equipment of device group II with the mechanical risk level:	High
Mounted in enclosures with wall thickness:	1 mm to 6 mm
Thread:	M 30 x 1.5
Suited for through holes:	30.5 ^{+0.5} ₀ mm

Applied standards

EN 60079-0:2004 EN 60079-7:2003 prEN 61241-0:2004/prAA:2005 EN 61241-1:2004

Test report: PTB Ex 06-15329

Zertifizierungsstelle Explosionsschutz

Braunschweig, September 22, 2006



Dr.-Ing. G. W. Müller
Direktor und Professor

6th SUPPLEMENT

according to Directive 94/9/EC Annex III.6

to EC-TYPE-EXAMINATION CERTIFICATE PTB 00 ATEX 3114 U

(Translation)

Equipment: Control and signalling device adapters, type series 05-0003-00**/****

Marking:  II 2 G Ex e II

 II 2 D Ex tD A21 IP65, IP66, resp. IP67

Manufacturer: BARTEC GmbH

Address: Max-Eyth-Straße 16, 97980 Bad Mergentheim, Germany

Description of supplements and modifications

The following modifications were added:

- The control and signalling device adapters of type series 05-0003-00**/**** are expanded to additionally include the following type: mushroom pushbutton type 05-0003-0082/****.
- The service temperature range for use in potentially explosive dust atmospheres is extended to a range from -55 °C to +70°C.
- The service temperature range for the component materials of the control and signalling device adapters goes from -55 °C to +70 °C.
- The control and signalling device adapters are approved to degree of protection IP54 and IP6X and comply with EN 60529.

All types have been re-assessed according to EN 60079-0, EN 60079-7 and EN 60079-31.
Thus the marking changes to:

 II 2 G Ex e IIC Gb

 II 2 D Ex tb IIC Db

Technical data

Suited for equipment of device group II with the mechanical risk level:	High
Mounted in enclosures with wall thickness:	1 mm to 6 mm
Thread:	M 30 x 1.5
Suited for through holes:	30.3 ^{+0.3} mm
Operation temperature:	-55 °C to + 70 °C
Degree of protection	IP 54, IP 6X

Bezeichnung	Typ
Pushbutton	05-0003-0007/****
Emergency button	05-0003-0008/****
Lamp module, red	05-0003-0013/****
Lamp module, green	05-0003-0014/****
Lamp module, yellow	05-0003-0015/****
Lamp module, white	05-0003-0016/****
Lamp module, blue	05-0003-0017/****
Mushroom push button	05-0003-0018/****
Position selector	05-0003-0062/****
Position selector	05-0003-0063/****
Position selector	05-0003-0064/****
Position selector	05-0003-0070/****
Position selector	05-0003-0071/****
Position selector	05-0003-0072/****
Position selector	05-0003-0073/****
Double push-button actuator	05-0003-0074/****
Double push-button actuator	05-0003-0075/****
Potentiometer actuator	05-0003-0076/****
Mushroom pushbutton	05-0003-0082/****

Applied standards

EN 60079-0:2012, EN 60079-7:2007, EN 60079-31:2009

Test report: PTB Ex 12-12053

Zertifizierungssektor Explosionsschutz
On behalf of PTB:

Braunschweig, January 14, 2013

Dr.-Ing. U. Klausmeyer
Direktor und Professor

